

## **FTTP 2022-23 Participant Demographics**

**2022-23 Academic year (Sept 22-Aug23)**

**Total Children served: 18**

| <b>Race</b>                 | <b>#</b> | <b>%</b> |
|-----------------------------|----------|----------|
| BIPOC                       | 17       | 94%      |
| Asian                       | 0        | 0%       |
| African American / Black    | 8        | 44%      |
| African                     | 1        | 6%       |
| Native American             | 0        | 0%       |
| Latinx                      | 0        | 0%       |
| Pacific Islander/Hawaiian   | 0        | 0%       |
| Multi-racial                | 8        | 44%      |
| 3 African American / White  |          |          |
| 3 African American / Latinx |          |          |
| 1 Latinx / white            |          |          |
| 1 Native American / Latinx  |          |          |
| White                       | 1        | 6%       |

| <b>Gender</b> | <b>#</b> | <b>%</b> |
|---------------|----------|----------|
| Male          | 9        | 50%      |
| Female        | 9        | 50%      |
| Other         | 0        | 0%       |

**Child welfare involvement / foster care:**

3 children / 17%

### **Family**

**Number of adults in home:** 31 total adults

|          | <b>#</b> | <b>%</b> |
|----------|----------|----------|
| 1 adult  | 7        | 39%      |
| 2 adults | 7        | 39%      |
| 3 adults | 3        | 7%       |
| 4 adults | 1        | 6%       |

|                |                 |
|----------------|-----------------|
| 11 mothers     | 1 step mother   |
| 5 fathers      | 1 step father   |
| 4 grandmothers | 4 grandfathers  |
| 2 uncles       | 1 aunt          |
| 1 great aunt   | 1 adult sibling |

48% (15) adults were **employed** during the year

10% (3) adults were **seeking employment** during the year

**Number of additional minor children in home:**

29 Total children

**# of families / %**

|   |     |            |
|---|-----|------------|
| 6 | 33% | 0 children |
| 5 | 28% | 1 child    |
| 2 | 11% | 2 children |
| 2 | 11% | 3 children |
| 2 | 11% | 4 children |
| 1 | 6%  | 6 children |

26 siblings      2 cousins      1 aunt

## 2022-23

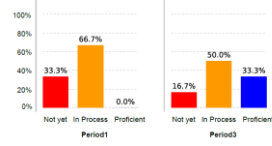
### 3 Y.O. Progress in learning domains measured by Work Sampling across two time periods

I Personal and Social Development



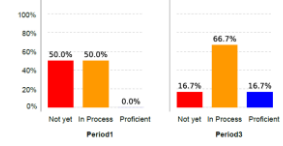
| Gain Summary        |       |         |
|---------------------|-------|---------|
|                     | Gains | Percent |
| Collection Period   |       |         |
| Period 1 - Period 2 | 0.50  | 27.03%  |

II Language and Literacy



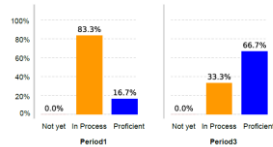
| Gain Summary        |       |         |
|---------------------|-------|---------|
|                     | Gains | Percent |
| Collection Period   |       |         |
| Period 1 - Period 2 | 0.47  | 29.37%  |

III Mathematical Thinking



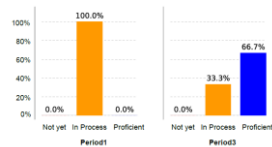
| Gain Summary        |       |         |
|---------------------|-------|---------|
|                     | Gains | Percent |
| Collection Period   |       |         |
| Period 1 - Period 2 | 0.44  | 28.39%  |

IV Scientific Thinking



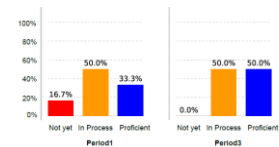
| Gain Summary        |       |         |
|---------------------|-------|---------|
|                     | Gains | Percent |
| Collection Period   |       |         |
| Period 1 - Period 2 | 0.42  | 20.69%  |

V Social Studies



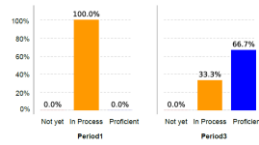
| Gain Summary        |       |         |
|---------------------|-------|---------|
|                     | Gains | Percent |
| Collection Period   |       |         |
| Period 1 - Period 2 | 0.75  | 42.86%  |

VI The Arts



| Gain Summary        |       |         |
|---------------------|-------|---------|
|                     | Gains | Percent |
| Collection Period   |       |         |
| Period 1 - Period 2 | 0.46  | 23.96%  |

VII Physical Development, Health, and Safety



| Gain Summary        |       |         |
|---------------------|-------|---------|
|                     | Gains | Percent |
| Collection Period   |       |         |
| Period 1 - Period 2 | 0.55  | 27.50%  |

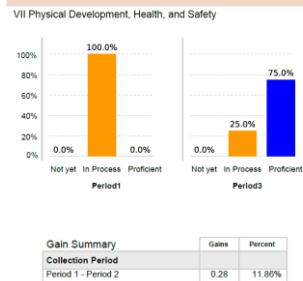
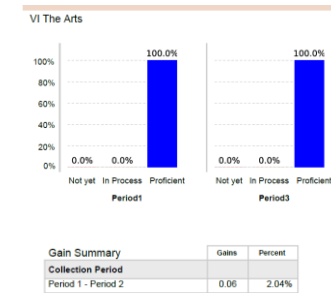
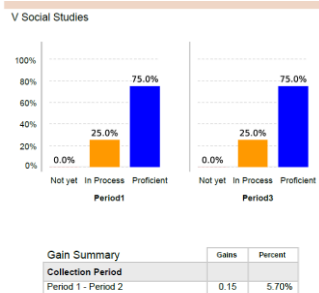
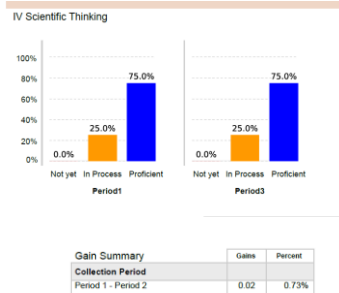
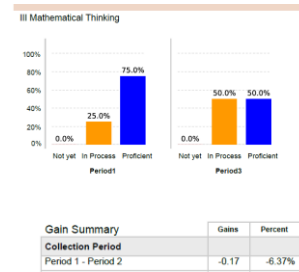

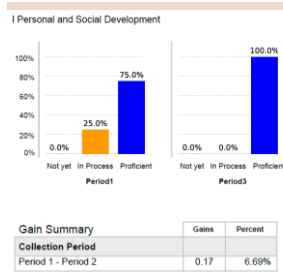
Domain Comparison Summary

| Domain                                       | Mean Ratings |         | Gains |
|--|--------------|---------|-------|
|  | Period1      | Period3 |       |
| I Personal and Social Development            | 1.85         | 2.35    | 0.50  |
| II Language and Literacy                     | 1.60         | 2.07    | 0.47  |
| III Mathematical Thinking                    | 1.55         | 1.99    | 0.44  |
| IV Scientific Thinking                       | 2.03         | 2.45    | 0.42  |
| V Social Studies                             | 1.75         | 2.50    | 0.75  |
| VI The Arts                                  | 1.92         | 2.38    | 0.46  |
| VII Physical Development, Health, and Safety | 2.00         | 2.55    | 0.55  |

For 3 y.o.'s in 2022-23, we see similar gains across domains, with the exception of higher gains in Social Studies. These children are moving steadily toward proficient competence.

(Note only 6 children had scores at both time periods for review)

## 4 Y.O. Progress in learning domains measured by Work Sampling across two time periods



### Domain Comparison Summary

| Domain                                       | Mean Ratings |         | Gains |
|--|--------------|---------|-------|
|  | Period1      | Period3 |       |
| I Personal and Social Development            | 2.54         | 2.71    | 0.17  |
| II Language and Literacy                     | 2.67         | 2.67    | 0.00  |
| III Mathematical Thinking                    | 2.67         | 2.50    | -0.17 |
| IV Scientific Thinking                       | 2.75         | 2.77    | 0.02  |
| V Social Studies                             | 2.63         | 2.78    | 0.15  |
| VI The Arts                                  | 2.94         | 3.00    | 0.06  |
| VII Physical Development, Health, and Safety | 2.36         | 2.64    | 0.28  |

For 4 y.o.'s on average in 2022-23, we see fairly low gain across domains, with no gain in Language and Literacy and loss of measured competence in Mathematical Thinking. Children are moving toward proficient competence, but in smaller steps.

It is worth noting the variability of time within the preschool, as some children only entered the preschool in the at age 4 and did not have the 3yo experience here.

(Note only 4 children had scores at both time periods for review)

**Family Survey Responses: 10 surveys completed (56% response)**  
**{Page 1}**

| LSS Families Together Preschool Family Survey<br>2022-23   |  |              |          |                   |
|--|--|--------------|----------|-------------------|
|  | Please CIRCLE how much you agree to the following statements |              |          |                   |
| My child has made progress in:   |  |              |          |                   |
| 1.Learning to play and cooperate with other children   | Strongly Agree<br>50%  | Agree<br>50% | Disagree | Strongly Disagree |
| 2.Increasing their ability to calm when upset  | Strongly Agree<br>60%  | Agree<br>40% | Disagree | Strongly Disagree |
| 3.Developing knowledge and skills needed for school  | Strongly Agree<br>50%  | Agree<br>50% | Disagree | Strongly Disagree |
| In my experience with the preschool:   |  |              |          |                   |
| 1.I felt like I was treated with respect by the teachers and staff   | Strongly Agree<br>60%  | Agree<br>40% | Disagree | Strongly Disagree |
| 2.My involvement with the preschool has supported my parenting skills  | Strongly Agree<br>50%*                                       | Agree<br>40% | Disagree | Strongly Disagree |
| 3.Preschool staff and I worked together to set goals for myself and my child   | Strongly Agree<br>60%  | Agree<br>40% | Disagree | Strongly Disagree |
| 4.Staff communicated with me about my child and the program  | Strongly Agree<br>50%  | Agree<br>50% | Disagree | Strongly Disagree |
| 5.I would recommend Families Together Preschool to others  | Strongly Agree<br>60%  | Agree<br>40% | Disagree | Strongly Disagree |
| Families Together Preschool has helped me access:  | Please CIRCLE YES or NO to the following:                    |              |          |                   |
| 1. Community Resources (ie: resources for kinship support, employment, disability services, recreation / family activities, etc) | Yes<br>100%  | No           |          |                   |
| 2. Healthcare (insurance, dental care, well child exam, immunizations)   | Yes<br>90%   | No<br>10%    |          |                   |
| 3. Educational resources for my family   | Yes<br>90%*  | No           |          |                   |
| 4. Ways to meet my family’s basic needs (Food, Clothing, Housing, Income Support, etc.)  | Yes<br>90%*  | No           |          |                   |
| 5. Resources to support my child’s development (ie: mental health, home visiting, ECFE, etc.)                                    | Yes<br>80%   | No<br>20%    |          |                   |
| 6. Other resources (please list resources)<br>Help with necessary purchases  | Yes<br>80%   | No<br>20%    |          |                   |

\*10 % no response

## Family Survey Responses (page 2)

**Please tell us 2 things your child does differently now at home or in the community:**

*Responses:*

Know how to use her words  
Will sit for timeout Easily  
Suppress his anger  
Calming down  
Talking about feelings  
She uses her words more in self expression rather than her hands  
She recognizes her feelings and is more aware of how to cope  
He uses his hands and stops and thinks when answering or counting numbers  
He comes home from school knowing new knowledge  
Share and play nice  
Eating foods  
Asking for help when needed  
He uses full sentences to express needs / wants  
He is more confident  
Sings more

**Please tell us 2 things you do differently now with your child at home or in the community:**

*Responses:*

Will sit for timeout with her  
Go places we both enjoy  
Nothing really  
Patience  
Talk through her episodes  
We communicate together  
I look at how she is feeling rather than how she is acting  
Correcting him  
We bond. We Walk. I talk about nature too him vs. school  
We talk about what he learned in school  
I get him to bed earlier  
Wake him up earlier  
Not sure  
Helping with feelings

**Please share any additional feedback about your experience with the Preschool:**

*Responses:*

The people are so good and respectful. They don't judge and try to help.  
It's been very helpful for my son and our family with resources.  
Fill out incident report when child is hurt at school.